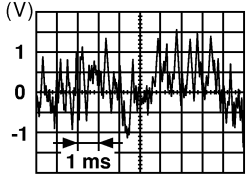
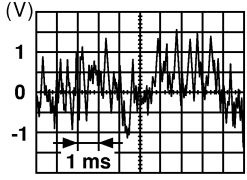
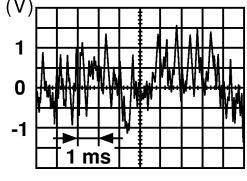
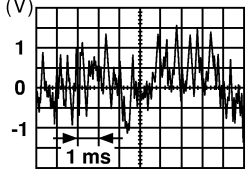


AUDIO /WITH NAVIGATION SYSTEM

< SERVICE INFORMATION >

Terminal and Reference Value for Audio and NAVI Control Unit

INFOID:00000004781600

Terminal No. (wire color)		Item	Signal input/ output	Condition		Voltage
(+)	(-)			Ignition switch	Operation	
2 (V)	3 (P)	Audio signal front LH	Output	ON	Receive audio signal	 <p style="text-align: right; font-size: small;">SKIA0177E</p>
4 (G)	5 (GR)	Audio signal rear LH	Output	ON	Receive audio signal	 <p style="text-align: right; font-size: small;">SKIA0177E</p>
6 (L)	Ground	Remote control A	Input	ON	Press TEL switch	Approx. 0 V
					Press SEEK UP switch	Approx. 1.7 V
					Press VOL UP switch	Approx. 3.3 V
					Except for above	Approx. 5 V
7 (L)	Ground	ACC power	Input	ACC	—	Battery voltage
9 (V)	Ground	Illumination signal	Input	ON	Lighting switch is ON (po- sition 1).	Approx. 12 V
					Turn lighting switch OFF.	Approx. 0 V
11 (W)	12 (R)	Audio signal front RH	Output	ON	Receive audio signal	 <p style="text-align: right; font-size: small;">SKIA0177E</p>
13 (B)	14 (O)	Audio signal rear RH	Output	ON	Receive audio signal	 <p style="text-align: right; font-size: small;">SKIA0177E</p>
15 (R)	—	Remote control GND	—	ON	—	Approx. 0 V
16 (W)	Ground	Remote control B	Input	ON	Press SOURCE switch	Approx. 0 V
					Press SEEK DOWN switch	Approx. 1.7 V
					Press VOL DOWN switch	Approx. 3.3 V
					Except for above	Approx. 5 V

A
B
C
D
E
F
G
H
I
J
L
M
N
O
P

AV