

# REAR SEAT

< SERVICE INFORMATION >

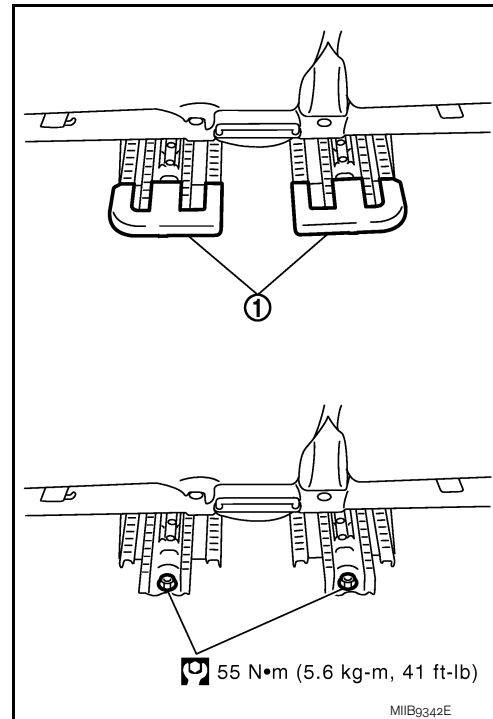
## REAR SEAT

### Removal and Installation

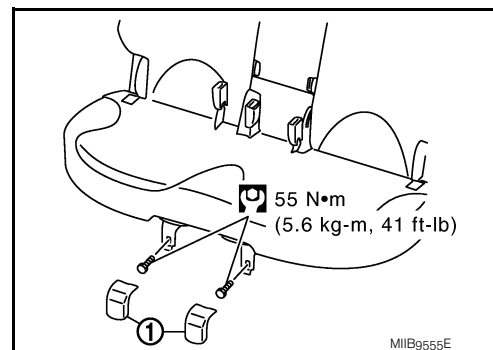
INFOID:000000003462792

#### REMOVAL

1. Slide the rear seat forward.
2. Remove seat rail cover LH and RH (1).
  - Remove inside key antenna harness connector from seat rail cover RH.
3. Remove slide seat rear mounting bolts from the rear floor.



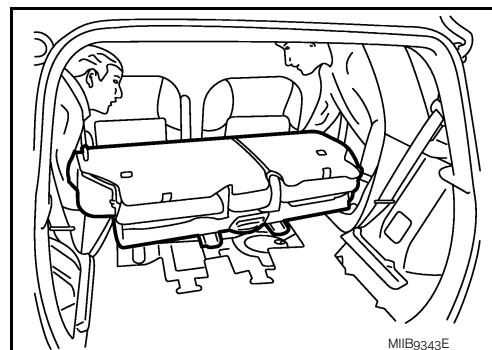
4. Remove leg cover LH and RH (1).
5. Remove slide seat front mounting bolts.



6. Recline the backseat and remove the slide seat assembly from rear door.

#### NOTE:

This operation requires two workers.



#### INSTALLATION

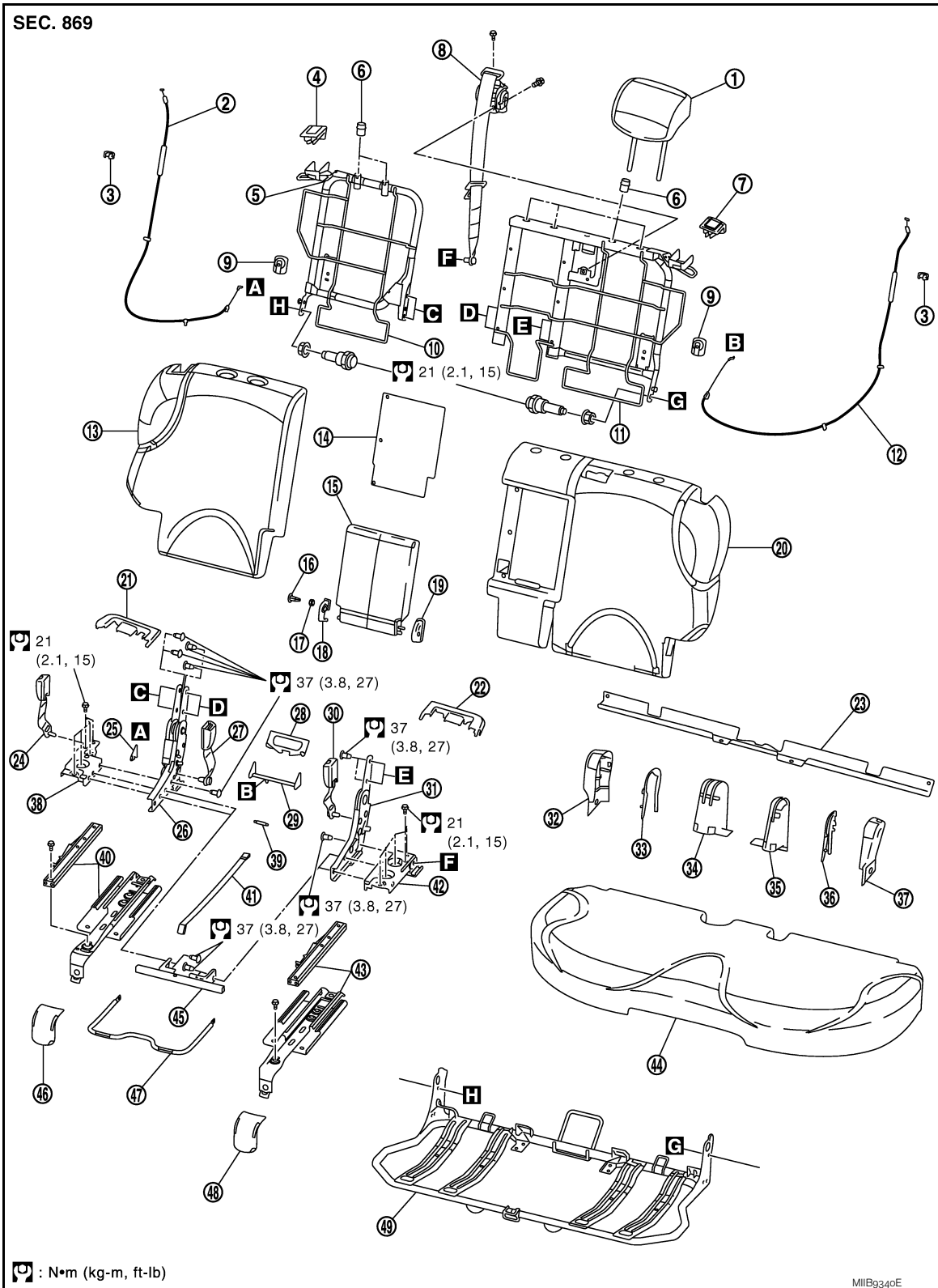
- Install in the reverse order of removal.
- Tighten mounting bolts to the specified torque

# REAR SEAT

< SERVICE INFORMATION >

## Rear Seat Disassembly and Assembly

INFOID:000000003462793



- |                                |                                |                                 |
|--------------------------------|--------------------------------|---------------------------------|
| 1. Headrest                    | 2. Seatback reclining cable RH | 3. Reclining cable clip         |
| 4. Seatback reclining lever RH | 5. Seatback frame RH           | 6. Headrest holder              |
| 7. Seatback reclining lever LH | 8. Seat belt retractor centre  | 9. Rope hook                    |
| 10. Seatback frame RH          | 11. Seatback frame LH          | 12. Seatback reclining cable LH |

A  
B  
C  
D  
E  
F  
G  
H  
SE  
J  
K  
L  
M  
N  
O  
P

## REAR SEAT

### < SERVICE INFORMATION >

---

- |                               |                               |                             |
|-------------------------------|-------------------------------|-----------------------------|
| 13. Seatback trim and pad RH  | 14. Armrest carpet            | 15. Armrest                 |
| 16. Bolt                      | 17. Bush                      | 18. Armrest cap RH          |
| 19. Armrest cap LH            | 20. Seatback trim and pad LH  | 21. Seat rail cover RH      |
| 22. Seat rail cover LH        | 23. Carpet finisher           | 24. Seat belt buckle RH     |
| 25. Release bracket           | 26. Reclining device RH       | 27. Seat belt buckle centre |
| 28. Slide seat handle         | 29. Release cross tube        | 30. Seat belt buckle LH     |
| 31. Reclining device LH       | 32. Hinge cover RH outer      | 33. Hinge cover RH inner    |
| 34. Reclining device cover RH | 35. Reclining device cover LH | 36. Hinge cover LH inner    |
| 37. Hinge cover LH outer      | 38. Cushion bracket RH        | 39. Pin                     |
| 40. Rail assembly RH          | 41. Strap                     | 42. Cushion bracket LH      |
| 43. Rail assembly LH          | 44. Seat cushion trim and pad | 45. Cross bar               |
| 46. Leg cover RH              | 47. Slide seat lever          | 48. Leg cover LH            |
| 49. Seat cushion frame        |                               |                             |